

Scaled data based on original data using  
LM-79-08 Approved Method: Electrical and Photometric Measurements of Solid-  
State Lighting Products

Test Report Prepared for  
Cooper Lighting Solutions  
(formerly Eaton)

Brand: McGRAW-EDISON

Report Number: P228214

Luminaire Tested: **ISS-AF-XXX-LED-E1-SL3-7030-XXB**

Issue Date: 3/3/2020

**Test Information**

Test Method: LM-79-08  
Report Number: P228214  
TEST IS SCALED FROM IESNA LM-79-08 TEST DATA (P29762)  
Test Lab: INNOVATION CENTER-P2  
Issue Date: 3/3/2020  
Manufacturer: COOPER LIGHTING SOLUTIONS (FORMERLY EATON)  
Product Line: MCGRAW-EDISON  
Catalog Number: ISS-AF-XXX-LED-E1-SL3-7030-XXB  
Description: IMPACT ELITE LED QUATER SPHERE LUMINAIRE, EMERGENCY MODE WITH BATTERY BACKPACK BOX LIGHT SQUARE WITH ACCUCLED OPTICS-TYPE III W/SPILL CONTROL  
Light Source: (16) 3000K CCT, 70 CRI LEDs  
Ballast/Driver: ELECTRONIC DRIVER

**Summary**

Lumens per Lamp: N/A  
Luminaire Lumens: 523 lumens  
Efficiency: N/A  
Efficacy: 40.2 lumens/watt  
Luminous Opening: Rectangular (W 0.5' x L: 0.5' x H: 0')  
IES Classification: Type III - Medium - Non-Cutoff  
BUG Rating: B0 - U0 - G0

Input Watts (W): 13  
Input Voltage (V): 120  
Input Current (Ain): NR  
Voltage Rise (V): NR  
Power Factor: NR  
Total Harmonic Distortion (THDi): NR  
Frequency (hertz): 60  
Stabilization Time: NR  
Operation Time: NR  
Ambient Temperature (°C): NR  
Test Distance: 25 FT

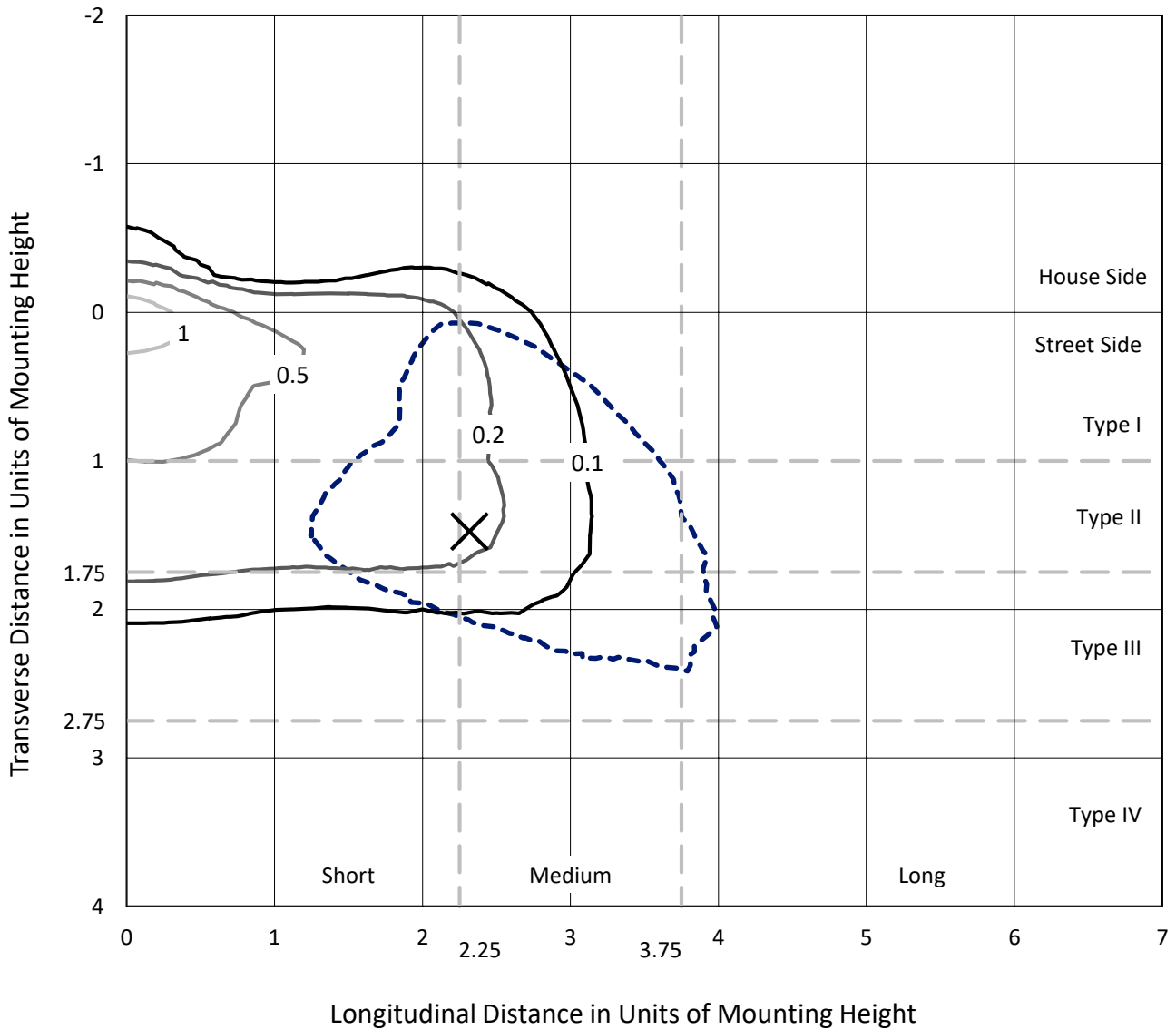


REPORT NUMBER: P228214

CATALOG NUMBER: ISS-AF-XXX-LED-E1-SL3-7030-XXB

### Iso-Footcandle Lines of Horizontal Illumination

× Max cd  
 - - - 1/2 Max cd

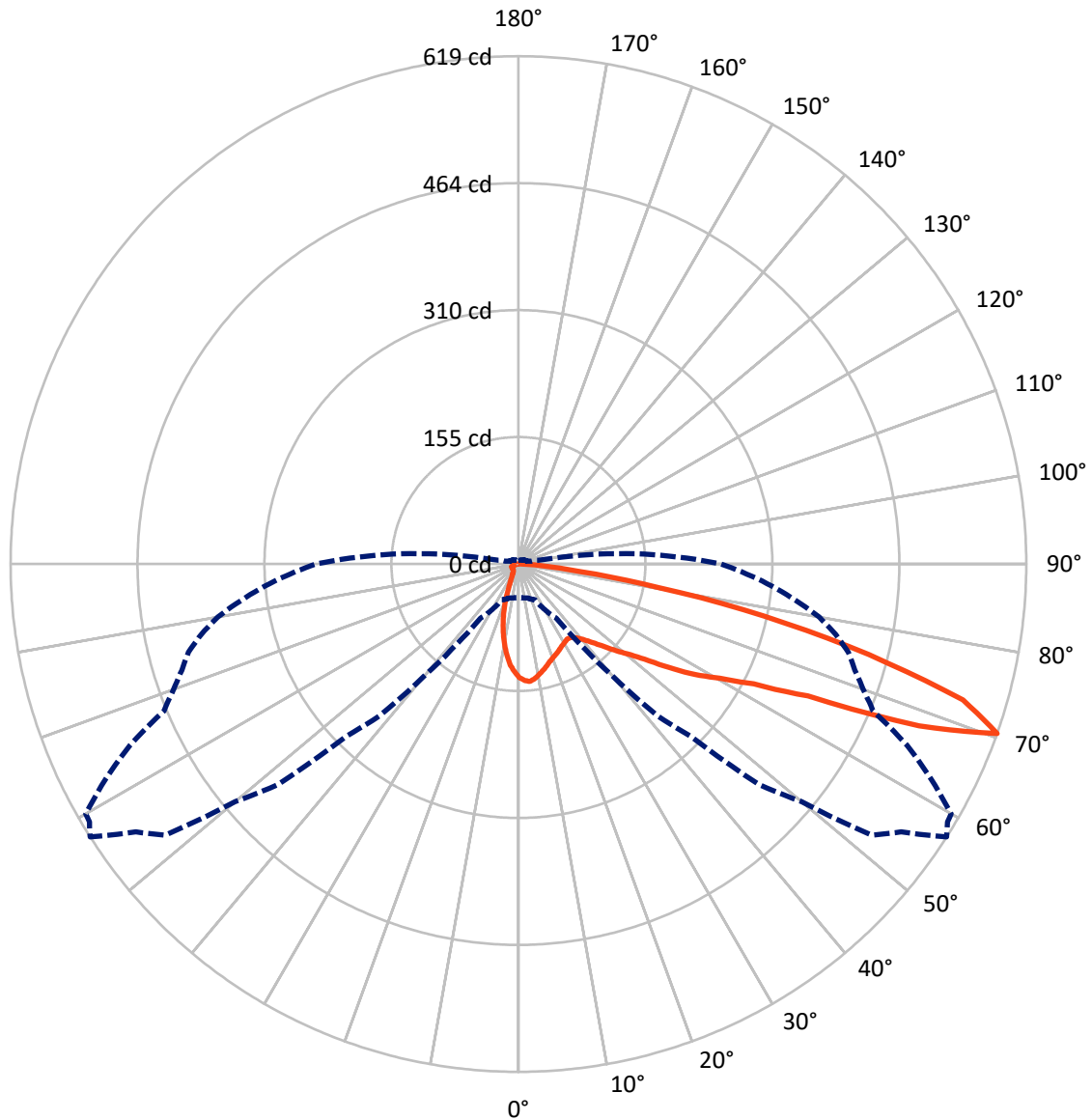


Based on 10 foot mounting height. Maximum calculated value = 1.4 fc  
 Type III - Medium - Non-Cutoff

REPORT NUMBER: P228214

CATALOG NUMBER: ISS-AF-XXX-LED-E1-SL3-7030-XXB

### Luminous Intensity Polar Plot



— Vertical Plane Through 57.5-Deg Lateral    - - - Horizontal Cone Through 70-Deg Vertical

REPORT NUMBER: P228214

CATALOG NUMBER: ISS-AF-XXX-LED-E1-SL3-7030-XXB

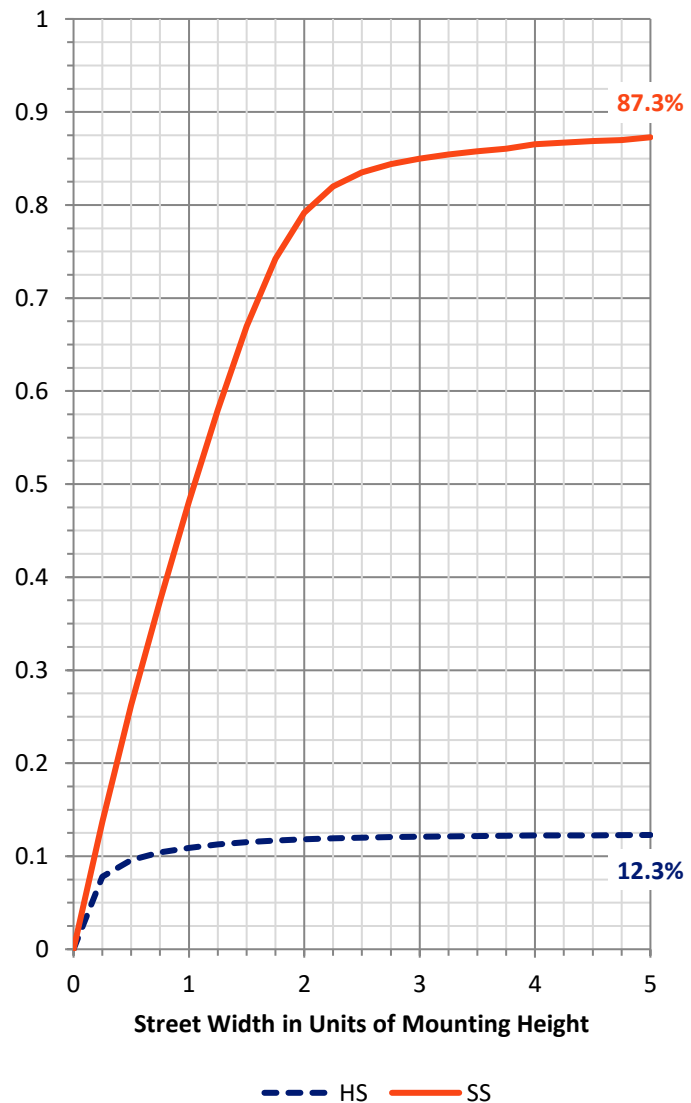
**FLUX DISTRIBUTION:**

		Downward	Upward	Total
<b>House Side</b>	Lumens	64.7	0.0	64.7
	% Fixture	12.4	0.0	12.4
<b>Street Side</b>	Lumens	458.3	0.0	458.3
	% Fixture	87.6	0.0	87.6
<b>Total</b>	Lumens	523.0	0.0	523.0
	% Fixture	100.0	0.0	100.0

**Coefficient of Utilization**

**ZONAL LUMENS:**

Zone	Lumens	% Fixture
0°-10°	12.0	2.3
10°-20°	26.0	5.0
20°-30°	32.6	6.2
30°-40°	42.6	8.1
40°-50°	63.9	12.2
50°-60°	101.1	19.3
60°-70°	145.7	27.9
70°-80°	90.2	17.2
80°-90°	8.9	1.7
90°-100°	0.0	0.0
100°-110°	0.0	0.0
110°-120°	0.0	0.0
120°-130°	0.0	0.0
130°-140°	0.0	0.0
140°-150°	0.0	0.0
150°-160°	0.0	0.0
160°-170°	0.0	0.0
170°-180°	0.0	0.0
0°-90°	523.0	100.0
0°-180°	523.0	100.0



REPORT NUMBER: P228214

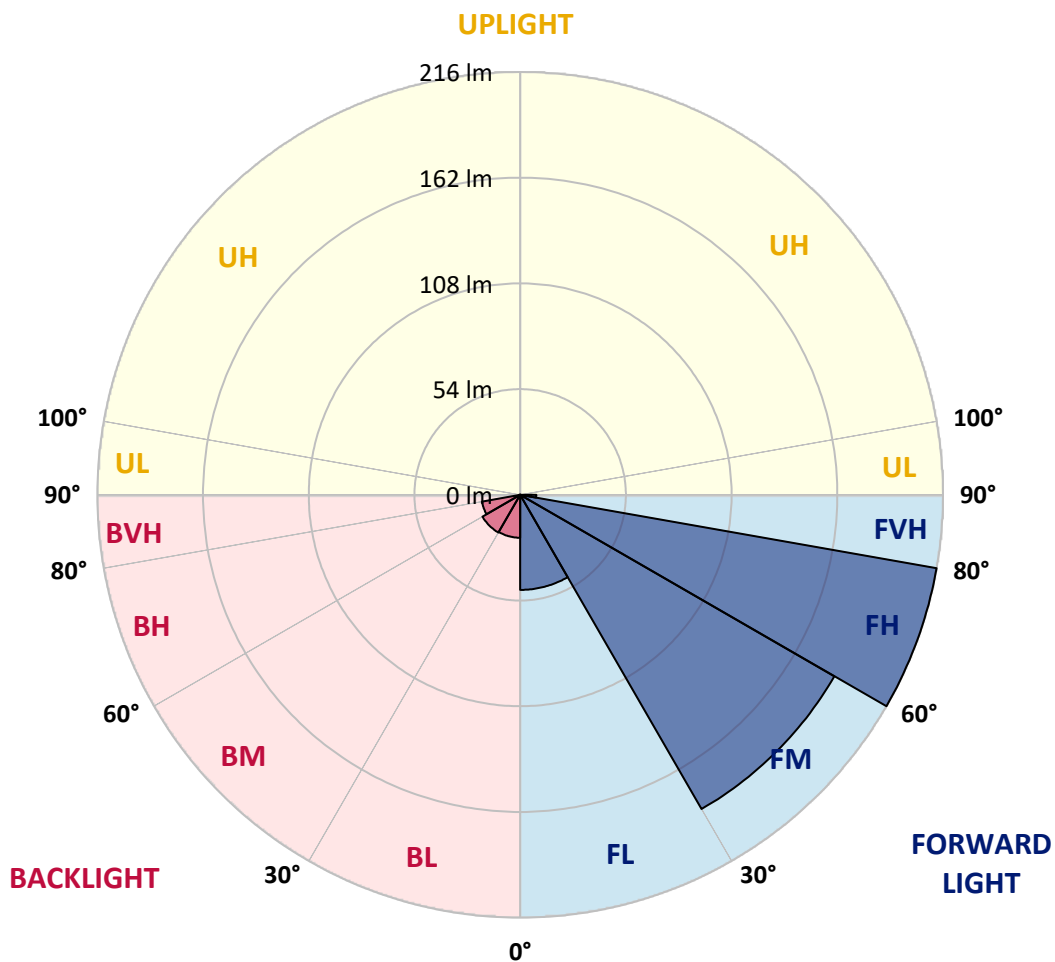
CATALOG NUMBER: ISS-AF-XXX-LED-E1-SL3-7030-XXB

**LUMINAIRE CLASSIFICATION SYSTEM LUMEN TABLE AND BUG RATING:**

Zone		Lumens	% Fixture	Zone Rating/Lumen Limit		
				B	U	G
FL	(0°-30°)	48.6	9.3			
FM	(30°-60°)	185.4	35.4			
FH	(60°-80°)	216.1	41.3			G0/660
FVH	(80°-90°)	8.2	1.6			G0/10
BL	(0°-30°)	21.9	4.2	B0/110		
BM	(30°-60°)	22.3	4.3	B0/220		
BH	(60°-80°)	19.8	3.8	B0/110		G0/110
BVH	(80°-90°)	0.7	0.1			G0/10
UL	(90°-100°)	0.0	0.0		U0/0	
UH	(100°-180°)	0.0	0.0		U0/0	

**BUG Rating: B0-U0-G0**

Type III Medium





REPORT NUMBER: P228214

CATALOG NUMBER: ISS-AF-XXX-LED-E1-SL3-7030-XXB

**CANDELA DISTRIBUTION (FULL):**

	0°	5°	15°	25°	35°	37.5°	40°	42.5°	45°	47.5°	50°
0°	138.4	138.4	138.4	138.4	138.4	138.4	138.4	138.4	138.4	138.4	138.4
2.5°	145.3	145.1	144.7	144.0	143.6	144.0	143.6	143.1	142.3	142.9	142.5
5°	144.9	145.3	144.6	144.0	144.9	145.3	144.6	144.6	143.8	144.6	144.2
7.5°	137.7	137.9	138.1	137.9	140.3	140.3	139.9	140.3	140.5	140.8	141.0
10°	128.6	128.8	129.2	129.7	132.7	133.0	133.2	133.6	134.2	134.5	135.6
12.5°	119.5	119.9	120.6	122.5	125.6	126.0	126.6	127.1	128.0	128.6	130.6
15°	111.9	112.1	112.8	114.9	119.5	120.4	120.8	121.5	123.4	123.4	125.6
17.5°	104.8	105.2	105.8	108.2	112.8	114.3	115.4	115.8	118.2	118.8	121.4
20°	99.5	99.6	99.8	102.1	106.3	108.6	109.5	111.0	112.8	114.3	116.5
22.5°	96.5	96.7	96.3	97.2	100.9	103.7	104.8	106.3	107.1	109.7	111.0
25°	96.7	96.9	95.9	95.4	97.2	100.2	101.1	102.6	102.2	106.0	106.0
27.5°	98.5	98.9	98.0	96.3	96.5	98.9	99.5	100.0	98.9	102.6	101.9
30°	102.2	102.6	101.5	100.2	98.2	99.6	99.6	99.6	97.6	100.8	99.5
32.5°	106.1	106.5	106.1	105.2	102.6	103.0	102.2	101.9	99.1	101.7	99.6
35°	111.9	112.1	112.3	112.3	108.6	109.3	107.3	106.1	103.5	105.6	102.8
37.5°	118.8	118.8	120.1	120.6	116.5	116.5	114.3	112.8	110.4	111.2	108.4
40°	124.9	125.4	128.4	130.1	126.4	124.9	123.0	121.7	119.9	119.9	117.1
42.5°	131.9	133.0	136.6	139.7	137.7	135.5	133.6	132.3	131.4	131.2	128.2
45°	140.7	142.0	145.9	148.8	149.4	147.7	146.2	144.9	144.2	143.8	141.2
47.5°	150.5	151.8	155.3	158.8	161.4	161.1	159.4	158.1	158.7	158.3	156.6
50°	161.4	162.2	164.4	168.5	174.4	175.7	175.4	174.4	175.5	175.5	174.1
52.5°	170.2	170.7	172.4	177.2	187.0	190.0	192.4	194.3	196.1	197.3	196.3
55°	178.1	178.1	178.3	184.4	199.1	203.9	209.3	213.2	215.6	220.1	221.9
57.5°	191.1	190.2	190.0	196.5	213.6	218.6	226.4	232.0	235.3	244.4	244.2
60°	187.4	187.8	194.5	213.6	243.3	247.7	254.8	260.7	267.0	273.7	274.3
62.5°	161.6	162.6	172.6	201.1	262.2	285.4	307.1	323.6	332.9	338.8	330.7
65°	113.2	115.4	129.0	163.9	241.4	277.2	311.6	349.8	379.1	424.6	437.7
67.5°	56.4	58.1	60.3	85.9	180.4	230.7	278.0	330.1	369.1	435.9	473.2
70°	40.5	41.2	42.9	48.2	80.7	120.8	176.5	251.1	296.9	397.7	450.4
72.5°	31.4	32.1	34.3	41.9	53.4	59.0	70.1	114.7	170.5	274.6	345.9
75°	24.3	25.4	28.6	37.9	51.4	54.6	55.1	59.2	67.5	121.9	193.9
77.5°	17.1	17.3	20.4	32.7	49.9	56.0	55.1	55.1	56.2	62.2	82.9
80°	11.3	11.5	13.5	22.6	43.8	51.0	56.4	53.8	54.0	54.9	56.4
82.5°	5.9	6.3	8.0	13.7	25.6	34.5	46.9	49.0	48.2	49.2	48.8
85°	1.7	1.7	2.8	5.2	12.6	13.4	20.8	28.4	28.9	32.8	35.1
87.5°	0.0	0.0	0.0	0.0	0.0	0.0	0.0	0.6	0.7	1.7	1.9
90°	0.0	0.0	0.0	0.0	0.0	0.0	0.0	0.0	0.0	0.0	0.0



REPORT NUMBER: P228214

CATALOG NUMBER: ISS-AF-XXX-LED-E1-SL3-7030-XXB

**CANDELA DISTRIBUTION (continued):**

	52.5°	55°	57.5°	59°	60°	62.5°	65°	67.5°	70°	72.5°	75°
0°	138.4	138.4	138.4	138.4	138.4	138.4	138.4	138.4	138.4	138.4	138.4
2.5°	142.9	142.1	142.0	141.6	141.8	141.2	141.0	140.3	140.3	139.9	139.5
5°	143.8	143.1	143.8	142.5	142.7	142.1	141.2	141.2	140.5	139.9	138.8
7.5°	141.2	141.2	141.4	140.7	140.8	140.7	139.5	139.4	138.2	138.2	136.9
10°	136.4	136.4	137.1	136.6	136.8	136.6	136.0	135.8	135.5	135.5	133.4
12.5°	130.8	131.9	133.0	132.5	132.5	132.9	132.9	133.0	132.9	132.7	131.0
15°	126.2	127.9	129.0	128.8	129.0	129.9	130.3	130.5	131.0	130.8	129.3
17.5°	121.9	123.8	124.7	125.4	126.0	126.7	127.9	128.4	129.2	129.0	127.5
20°	118.0	119.7	121.4	122.3	122.5	124.0	125.3	126.9	127.3	127.7	125.8
22.5°	113.9	115.4	118.8	118.2	119.5	122.3	123.0	125.4	125.4	126.7	124.1
25°	110.4	110.6	115.8	114.9	116.0	121.0	121.5	125.8	124.7	126.6	123.6
27.5°	106.9	106.7	113.0	111.9	113.2	120.1	120.4	126.4	125.3	127.5	123.6
30°	104.3	103.7	111.0	108.7	110.6	119.1	119.3	126.9	126.0	129.0	124.9
32.5°	103.7	102.8	109.1	107.4	109.3	118.2	119.3	129.0	127.9	131.6	126.4
35°	106.1	104.7	110.0	108.6	110.0	118.6	120.2	132.1	130.8	135.1	129.9
37.5°	110.6	109.5	113.9	112.5	113.6	121.2	122.7	136.2	136.0	141.2	135.3
40°	118.4	117.3	120.8	118.8	119.7	126.7	127.5	142.0	142.5	148.8	142.9
42.5°	129.0	127.1	129.9	127.5	128.8	135.1	134.3	149.0	150.7	159.4	152.5
45°	142.5	140.1	141.8	139.2	140.1	145.5	143.4	158.5	160.1	170.9	164.8
47.5°	157.4	154.4	156.4	153.1	153.6	159.4	155.7	169.8	172.4	185.9	180.0
50°	175.2	171.3	172.0	168.9	169.2	175.0	170.9	183.7	186.9	201.9	196.7
52.5°	198.0	192.4	192.4	188.2	188.3	194.1	189.1	200.2	203.7	219.0	215.4
55°	228.1	223.6	222.7	218.2	216.7	217.8	210.8	218.6	222.5	236.8	234.0
57.5°	252.0	251.4	254.2	247.9	246.4	246.8	237.9	238.4	242.9	254.0	255.0
60°	281.1	282.1	282.4	277.2	276.7	271.5	262.4	260.9	266.5	274.1	277.0
62.5°	327.5	326.6	321.9	318.1	314.5	300.6	295.6	287.4	295.2	299.5	305.6
65°	427.2	417.5	387.8	390.4	381.1	350.9	346.6	330.1	342.4	342.5	354.1
67.5°	525.9	544.8	526.6	527.0	506.0	451.3	438.1	405.3	412.1	404.2	410.1
70°	542.8	569.3	619.0	610.1	609.0	566.9	522.5	467.8	447.2	430.1	416.4
72.5°	467.1	493.6	566.5	546.3	553.9	566.7	520.5	479.5	433.5	411.8	382.1
75°	328.6	366.9	440.9	430.3	435.9	457.0	417.3	412.5	359.2	344.8	299.1
77.5°	176.1	223.4	306.4	293.4	295.8	307.8	266.5	257.9	206.5	192.2	140.5
80°	79.2	109.9	172.0	157.5	153.3	146.4	107.8	85.0	52.0	34.5	23.9
82.5°	52.5	54.6	76.3	66.1	61.8	51.0	33.0	19.5	15.4	13.0	12.4
85°	35.3	32.3	32.1	28.4	26.3	20.8	15.4	9.6	8.0	6.7	6.1
87.5°	2.0	1.3	1.9	2.0	1.5	1.3	0.9	0.0	0.2	0.0	0.2
90°	0.0	0.0	0.0	0.0	0.0	0.0	0.0	0.0	0.0	0.0	0.0





REPORT NUMBER: P228214

CATALOG NUMBER: ISS-AF-XXX-LED-E1-SL3-7030-XXB

**CANDELA DISTRIBUTION (continued):**

	77.5°	80°	85°	90°	95°	100°	102.5°	105°	107.5°	110°	112.5°
0°	138.4	138.4	138.4	138.4	138.4	138.4	138.4	138.4	138.4	138.4	138.4
2.5°	138.6	138.6	138.4	137.1	136.4	136.0	134.7	134.5	134.0	133.8	133.8
5°	138.4	137.7	136.8	134.9	133.0	131.4	130.8	129.5	128.6	127.5	127.5
7.5°	135.8	135.1	133.0	130.3	127.9	125.4	124.1	122.3	120.8	119.3	118.9
10°	132.9	131.7	129.0	125.3	122.1	117.8	116.2	113.7	112.1	109.9	107.6
12.5°	129.7	129.0	125.6	121.4	116.5	111.2	108.6	105.2	103.0	100.4	97.0
15°	128.4	126.9	122.7	117.3	111.3	104.8	101.1	97.6	94.3	91.3	86.8
17.5°	126.7	124.9	120.1	113.7	106.3	98.5	93.7	89.8	85.4	82.2	77.2
20°	124.9	122.1	116.9	109.3	100.9	91.7	85.5	81.6	75.7	72.6	66.6
22.5°	123.4	119.9	113.6	105.0	95.0	84.6	77.4	72.9	66.2	62.5	55.1
25°	123.0	118.8	111.2	101.5	90.0	77.8	69.0	64.6	56.2	52.0	43.2
27.5°	123.2	118.2	109.7	98.5	85.5	71.6	61.2	56.0	45.5	41.0	31.0
30°	123.4	118.4	108.2	95.9	81.5	65.3	53.1	46.9	34.3	30.4	21.5
32.5°	125.3	119.1	107.8	93.9	77.8	59.0	43.8	38.2	24.3	22.1	16.0
35°	127.5	121.5	108.6	93.5	75.0	52.7	34.3	28.6	17.4	16.9	13.0
37.5°	132.1	125.3	111.5	94.5	73.3	46.2	25.6	21.9	13.7	14.1	11.3
40°	139.2	131.6	116.3	97.2	73.1	39.7	18.9	17.1	11.9	12.2	10.4
42.5°	148.6	140.3	123.8	103.2	74.0	33.6	15.2	14.7	10.9	11.3	10.0
45°	161.1	152.5	134.2	110.8	76.6	28.6	13.4	13.4	10.6	10.9	9.8
47.5°	176.8	167.4	147.0	121.0	80.7	25.8	12.6	12.8	10.4	10.9	9.8
50°	194.7	184.3	163.3	134.2	87.0	25.1	12.8	12.8	10.6	10.9	9.8
52.5°	213.2	203.6	180.9	149.2	95.7	26.7	13.2	13.0	10.6	10.9	9.6
55°	232.1	223.4	200.4	166.8	107.8	32.7	14.1	13.5	10.6	10.9	9.8
57.5°	251.1	244.9	220.8	185.7	122.8	43.4	17.8	15.8	11.7	11.9	10.0
60°	272.4	268.0	243.8	210.6	144.2	60.1	26.2	19.9	13.9	13.2	10.8
62.5°	300.1	298.9	279.8	246.4	178.5	84.2	37.1	24.1	15.0	13.7	11.5
65°	348.9	351.8	333.6	288.4	201.3	84.8	36.2	21.2	14.1	13.0	11.3
67.5°	397.8	389.1	342.4	282.1	181.7	56.4	23.0	16.5	12.4	12.1	10.6
70°	396.0	372.2	310.4	246.6	143.4	30.6	16.7	13.7	11.1	11.1	10.0
72.5°	355.2	319.9	253.8	195.2	95.7	19.5	14.1	12.1	10.2	10.0	9.3
75°	267.4	225.8	163.1	112.5	42.7	12.6	10.8	9.8	8.9	8.9	8.2
77.5°	125.8	70.9	39.3	26.2	14.3	8.5	7.4	7.4	7.2	7.4	6.7
80°	17.1	15.4	13.2	11.5	8.7	5.9	5.4	5.6	5.4	5.6	5.0
82.5°	10.4	9.3	7.6	7.2	5.4	4.1	3.9	4.1	3.7	3.9	3.0
85°	5.0	4.5	3.5	3.3	2.8	2.4	2.0	2.4	1.9	2.0	1.3
87.5°	0.0	0.4	0.2	0.4	0.4	0.4	0.0	0.4	0.0	0.4	0.0
90°	0.0	0.0	0.0	0.0	0.0	0.0	0.0	0.0	0.0	0.0	0.0



REPORT NUMBER: P228214

CATALOG NUMBER: ISS-AF-XXX-LED-E1-SL3-7030-XXB

**CANDELA DISTRIBUTION (continued):**

	115°	117.5°	120°	122.5°	125°	127.5°	130°	135°	145°	155°	165°
0°	138.4	138.4	138.4	138.4	138.4	138.4	138.4	138.4	138.4	138.4	138.4
2.5°	132.9	132.3	132.1	131.4	131.2	130.5	130.3	129.5	128.2	127.7	126.7
5°	125.8	124.9	124.1	123.8	122.3	121.5	120.4	118.9	116.2	114.9	112.6
7.5°	116.0	115.8	113.6	112.8	111.0	109.7	108.0	105.6	101.5	99.1	95.6
10°	105.2	104.5	101.9	100.4	98.0	96.1	93.9	90.4	84.1	79.0	73.7
12.5°	95.2	93.0	90.0	87.8	84.8	82.2	79.6	74.2	64.2	56.0	48.6
15°	84.8	81.5	78.3	74.6	71.4	67.4	64.4	57.3	44.2	34.1	29.5
17.5°	74.2	69.6	66.1	61.0	57.5	52.0	48.8	40.3	28.9	24.5	23.0
20°	63.1	57.0	53.1	46.9	43.4	36.4	34.0	27.8	22.3	20.6	20.2
22.5°	51.2	43.8	39.5	32.8	30.4	26.2	24.3	21.3	18.7	18.0	18.4
25°	38.8	30.8	28.0	23.2	22.3	20.0	19.3	17.8	16.5	16.5	17.1
27.5°	27.6	21.5	20.8	17.8	17.6	16.5	16.0	15.2	14.8	15.2	16.0
30°	20.2	16.3	16.3	14.7	14.7	13.9	13.7	13.4	13.4	14.1	14.8
32.5°	16.0	13.4	13.7	12.4	12.6	12.1	12.2	12.1	12.2	12.8	13.4
35°	13.4	11.5	12.1	10.9	11.3	10.8	11.1	11.1	11.5	11.7	11.9
37.5°	11.9	10.6	10.9	10.2	10.6	10.0	10.6	10.6	10.8	10.8	10.8
40°	10.9	9.8	10.4	9.6	10.2	9.6	10.2	10.2	10.0	9.8	10.0
42.5°	10.4	9.6	10.2	9.5	10.0	9.5	9.8	9.6	9.3	9.3	9.3
45°	10.2	9.5	9.8	9.3	9.6	9.1	9.5	9.3	8.7	8.5	8.9
47.5°	10.2	9.3	9.8	9.1	9.5	8.9	9.3	8.7	8.2	8.2	8.7
50°	10.2	9.3	9.8	9.1	9.5	8.7	8.9	8.4	7.6	7.8	8.5
52.5°	10.4	9.6	10.0	9.3	9.5	8.4	8.7	8.0	7.4	7.6	8.2
55°	10.6	9.6	10.0	8.9	9.1	8.4	8.4	8.0	7.4	7.4	8.0
57.5°	10.6	9.5	9.6	8.7	8.9	8.0	8.2	7.8	7.2	7.1	7.4
60°	10.9	9.8	9.8	8.5	8.7	7.8	8.0	7.6	7.1	6.7	6.9
62.5°	11.3	10.0	10.2	8.9	8.9	8.0	8.2	7.4	6.7	6.3	6.5
65°	11.3	10.0	10.2	9.1	9.1	8.2	8.2	7.4	6.3	5.9	5.9
67.5°	10.8	9.8	10.0	9.1	9.1	8.2	8.2	7.2	6.1	5.6	5.4
70°	10.4	9.5	9.6	8.5	8.7	7.8	7.8	6.9	5.8	5.2	4.8
72.5°	9.5	8.7	8.7	8.0	7.8	6.9	6.9	6.3	5.4	4.6	4.3
75°	8.2	7.4	7.2	6.5	6.5	5.9	5.8	5.2	4.5	3.9	3.7
77.5°	6.7	5.8	5.8	4.8	4.8	4.3	4.5	3.9	3.3	3.2	3.0
80°	4.8	3.9	3.9	3.2	3.2	2.6	2.8	2.6	2.4	2.4	2.2
82.5°	3.0	2.0	2.2	1.7	2.0	1.5	1.7	1.5	1.5	1.3	1.3
85°	1.5	0.7	1.1	0.6	0.9	0.2	0.6	0.4	0.4	0.4	0.4
87.5°	0.2	0.0	0.2	0.0	0.0	0.0	0.0	0.0	0.0	0.0	0.0
90°	0.0	0.0	0.0	0.0	0.0	0.0	0.0	0.0	0.0	0.0	0.0

REPORT NUMBER: P228214

CATALOG NUMBER: ISS-AF-XXX-LED-E1-SL3-7030-XXB

**CANDELA DISTRIBUTION (continued):**

	175°	180°
0°	138.4	138.4
2.5°	125.8	126.4
5°	111.9	112.1
7.5°	95.0	94.6
10°	72.6	71.6
12.5°	46.8	45.5
15°	28.2	27.8
17.5°	22.6	22.6
20°	20.2	20.2
22.5°	18.7	18.7
25°	17.6	17.8
27.5°	16.7	16.7
30°	15.6	15.6
32.5°	13.7	13.7
35°	12.2	12.1
37.5°	10.9	11.1
40°	10.0	10.2
42.5°	9.6	9.6
45°	9.3	9.3
47.5°	9.3	9.3
50°	9.1	9.3
52.5°	8.9	8.9
55°	8.4	8.5
57.5°	7.8	8.0
60°	7.2	7.2
62.5°	6.5	6.5
65°	5.9	5.9
67.5°	5.2	5.2
70°	4.6	4.6
72.5°	4.1	4.1
75°	3.5	3.5
77.5°	3.0	2.8
80°	2.2	2.2
82.5°	1.3	1.3
85°	0.4	0.4
87.5°	0.0	0.0
90°	0.0	0.0

(END OF REPORT)